

CAMPUS SAFETY & SECURITY



THE UNIVERSITY OF ARIZONA POLICE DEPARTMENT





About UAPD

- Over 60 uniformed, sworn Arizona state peace officers
- Patrol on and off campus 24 hours a day.
- Respond to calls for service (911 or non-emergency).
- Enforce all applicable state laws & UA Code of Conduct.




- Conduct investigations, issues citations and/or make arrests.
- Refer students to Dean of Students Office regarding violation of Code of Conduct.
- Available as a resource to students, faculty, staff and visitors.





CAMPUS BOUNDARIES





SITUATIONAL AWARENESS



White	Unprepared and unready to take action.
Yellow	Prepared, alert & relaxed. Good situational awareness.
Orange	Alert to probable danger. Ready to take action.
Red	Action Mode. Focused on the emergency at hand.
Black	Panic. Breakdown of physical & mental performance.





SITUATIONAL AWARENESS



- **AVOID DISTRACTIONS**
 - Especially when traveling.
 - Includes smartphones & headphones.
- **PAY ATTENTION TO YOUR SURROUNDINGS**
 - Constantly scan the area.
 - Watch for threats and/or hazards.
 - Trust your instincts.
- **DON'T BE A TARGET**
 - Hide valuables.
 - Keep control of property.
- **SAFETY IN NUMBERS**
 - Stay in groups.
 - Stay near populated areas.





BUILDING SECURITY



- **Avoid Tailgating.**
- **Make sure doors properly close & *lock* behind you.**
- **Report damage & malfunctioning property *IMMEDIATELY.***
- **Report suspicious persons or items to UAPD *IMMEDIATELY.***






CAMPUS RULES

- **No Weapons on Campus:**
 - **All firearms.**
 - **Explosives, including fireworks.**
 - **Knives - blades longer than 5 inches**
 - **LE-grade chemical irritants or electrical devices**





CAMPUS RULES



- **Allowed DEFENSIVE tools:**
 - OTC chemical repellants (mace).
 - OTC electroshock devices.
 - Batons 26" or less.
 - Keyring defense tools.



THE UNIVERSITY OF ARIZONA
Police
Department



CAMPUS RULES

- **No Tobacco products:**
 - Including vapes.
 - On all UA property, including public areas like the mall.





CAMPUS RULES



- **No Electric Scooters**
- **Marijuana-free campus**
- **Violations are NOT a crime!**





DE-ESCALATION & DIFFICULT PEOPLE

- **REMAIN CALM**
 - Tone mirroring
 - Don't argue/yell
- **EMPATHIZE & ENGAGE**
 - Can diffuse situations
 - Buy time for help
- **BODY LANGUAGE & MOVEMENT**
 - Clenching fists
 - Squaring off
 - Reaching into bag or pockets
- **GET OTHERS INVOLVED**
 - Safety in numbers
 - Call for help if needed
- **ASK THEM TO LEAVE**
- **CONTACT POLICE IMMEDIATELY!**
 - Violent action
 - Threats
 - Refuse to leave





SUSPICIOUS ACTIVITY VS. CRIME

- **SUSPICIOUS ACTIVITY – NOT NECESSARILY A CRIME**
 - Behavior which indicates person *MAY BE* involved in crime
 - Location
 - Behavior
 - Unusual or inappropriate clothing or possession
- **THREAT – Action or words which cause fear of injury or damage.**
 - Explicit VS. Implicit
 - Access & Means
 - Can you walk away?





RESPONDING TO CRIME/ACTIVE THREAT

- **REMAIN CALM**
 - Keep everyone else calm
 - Don't escalate the situation
 - Helps you & police
- **FIGHT OR FLIGHT**
 - Avoid confrontation
 - Fight as *LAST RESORT*
 - Don't follow or detain
 - *Assume weapons*
- **SAFETY FIRST!**
 - Is it safe to stick around?
 - Location, location, location
 - Are you alone?
- **GET HELP!**
 - Call 9-1-1 IMMEDIATELY
 - Only if safe to do so
 - Make 9-1-1 your **FIRST CALL!**





RESPONDING TO CRIME/ACTIVE THREAT (cont.)

- **BE A GOOD WITNESS!**
 - Physical description(s)
 - Direction of travel
 - Vehicles or on foot
 - Weapon(s)
- **WAIT FOR POLICE**
 - If it's safe
 - Evidence & witnesses
 - Answer questions
- **CALLING 9-1-1**
 - Give location first
 - Type of crime/incident
 - ID yourself
 - Injuries?
 - Answer all questions



IN CASE OF EMERGENCY



THE UNIVERSITY OF ARIZONA
Police
Department

CALL

IF YOU CAN

TEXT

IF YOU CAN'T

TEXT-TO-911

- **OPEN** a new text message. No other app required.
- **TYPE 9-1-1** in the "To" field.
- **KEEP IT SHORT.** First message should be location & type of emergency services needed.
- **CALL 9-1-1** if you can. This does **NOT** replace phone calls.

USE TEXT-TO-911 WHEN:

- You have speech or hearing impairment.
- You can't speak due to injury or illness.
- Talking on the phone is a threat to your safety.
- You are in an area with poor reception.



THE UNIVERSITY
OF ARIZONA

IN CASE OF EMERGENCY

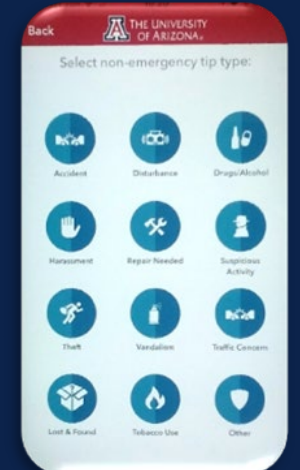
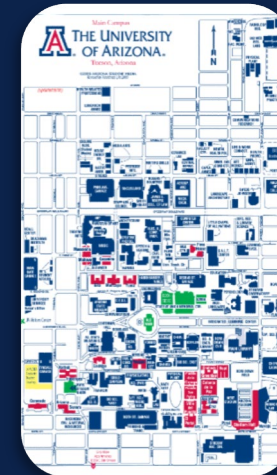
Emergency Blue Light Phones

- Over 200 across campus.
- Connect directly to UAPD Dispatch.
- Exterior phones have blue light, so visible at night.

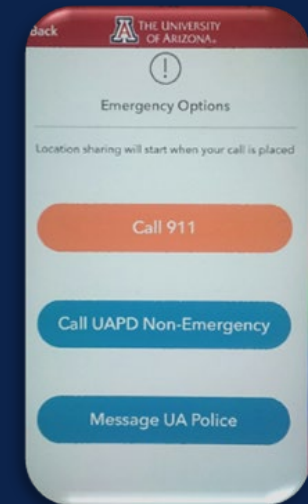


IN CASE OF EMERGENCY

CONTRIBUTE TO CAMPUS SAFETY



DOWNLOAD THE FREE APP
www.livesafemobile.com



Crime Prevention Is A Shared Responsibility



IF YOU SEE SOMETHING, SAY SOMETHING



QUESTIONS?



**THE UNIVERSITY OF ARIZONA
POLICE DEPARTMENT
1852 E. 1st St.
621-UAPD (8273)**

uapd.arizona.edu



@UArizonaPolice



**@UArizonapd
@UArizonak9**



@UArizonaPolice

